

Tableau

Desktop-Certified-Associate

Tableau Desktop Certified Associate Exam

For More Information – Visit link below:

<https://www.examsempire.com/>

Product Version

1. Up to Date products, reliable and verified.
2. Questions and Answers in PDF Format.



<https://examsempire.com/>

Visit us at: <https://www.examsempire.com/desktop-certified-associate>

Latest Version: 6.0

Question: 1

Connect to the "Significant Volcano Eruption" data source. Create a histogram using field Death and having a bin size of 500. Find out which country reported 9 deaths in the bin of 0-500?

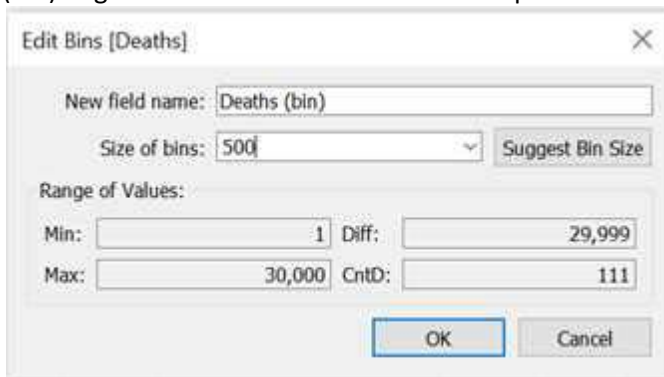
- A. United States
- B. Chile
- C. Japan
- D. Indonesia

Answer: A

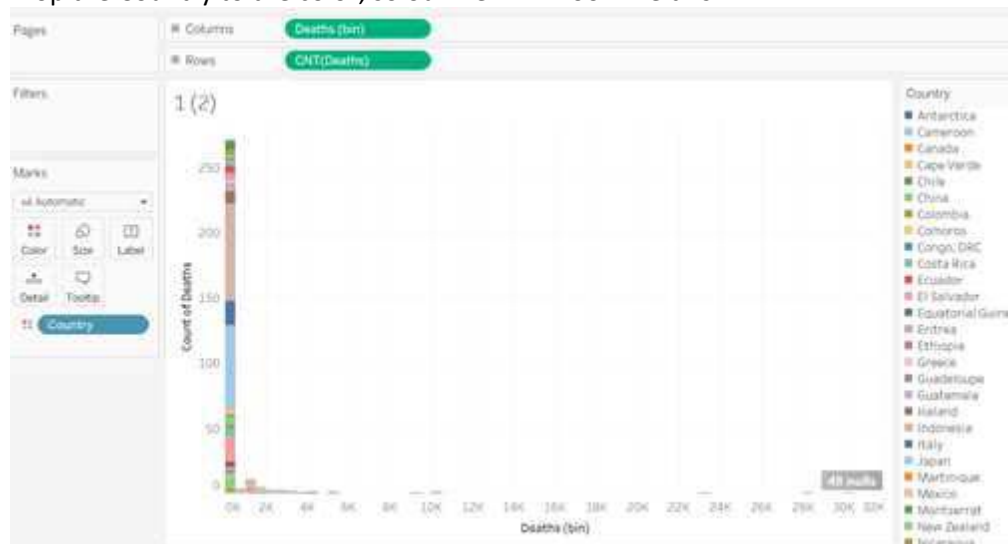
Explanation:

Select the measure "Death" and go to the Show Me and Click on Histogram

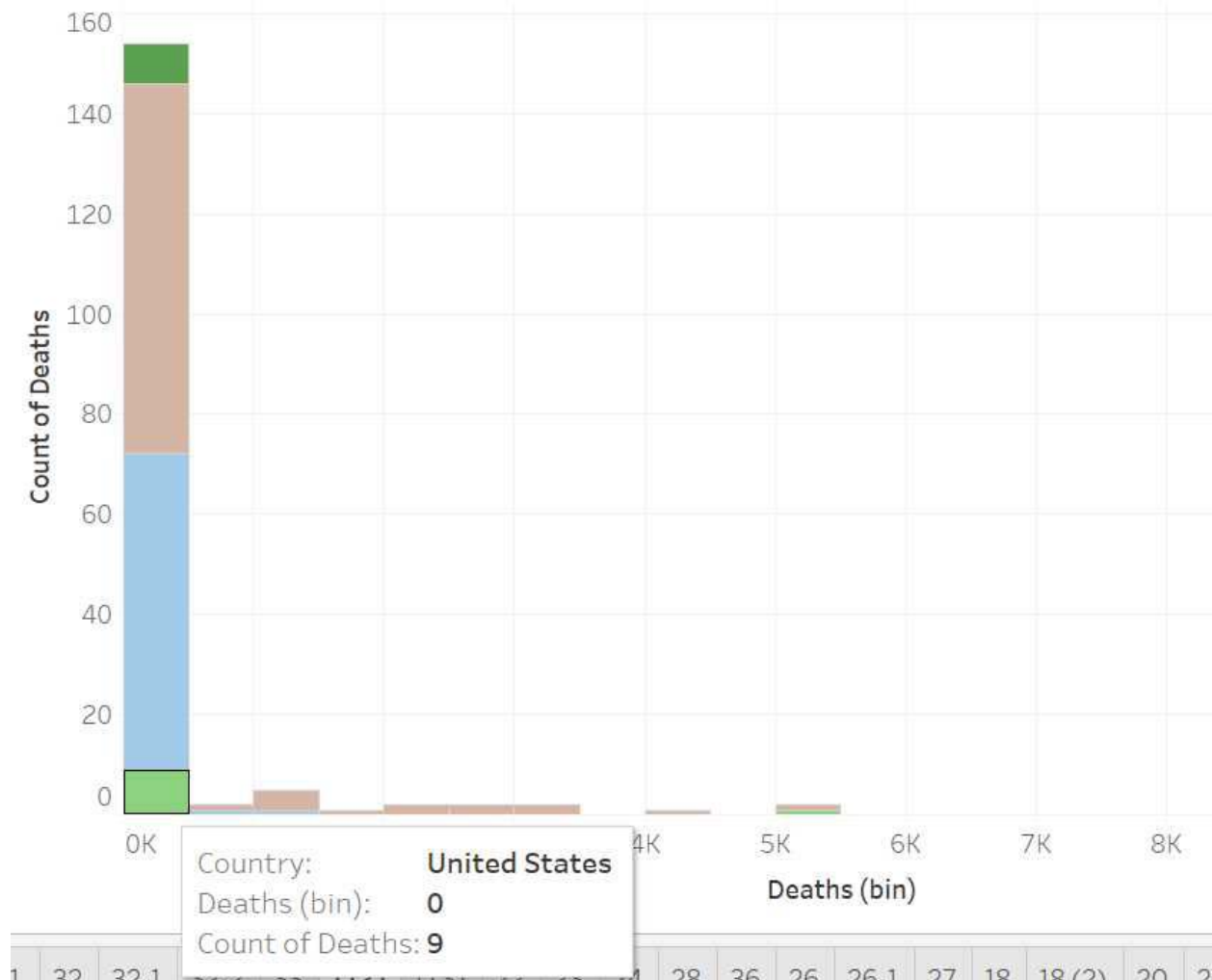
When we are binning the measure, it will create the dimension, so you get a new dimension as Death (bin). Right-click on this and click on Edit. Update the size of bins to 500.



Drop the Country to the color, so our view will look like this:



Now drop the Country to the filter and select 4 countries mentioned in our options.
 Hover the bar, it shows the United States has reported 9 deaths.



Question: 2

In which of the following scenarios you should use the blend?

- A. The data to combine has the same structure but consists of data of different years.
- B. The combined data will be used in many worksheets in the current workbook.
- C. The data to combine is at a different level of detail.
- D. All of the above.

Answer: C

Explanation:

Union - The data to combine has the same structure but consists of data of different years.

Blend - The data to combine is at a different level of detail.

Question: 3

How the ATTR() is defined in Tableau?

- A. IF MIN ([dimension]) = MAX ([dimension]) THEN MIN ([dimension]) ELSE "*" END
- B. IF MIN ([dimension]) = MAX ([dimension]) THEN MAX ([dimension]) ELSE "*" END
- C. IF MIN ([dimension]) = MAX ([dimension]) THEN MIN ([dimension]) ELSE MAX ([dimension]) END
- D. IF MIN ([dimension]) = MAX ([dimension]) THEN MIN ([dimension]) ELSE NULL END

Answer: A

Explanation:

IF MIN ([dimension]) = MAX ([dimension]) THEN MIN ([dimension]) ELSE "*" END

Refer: <https://kb.tableau.com/articles/howto/when-to-use-the-attribute-attr-function>

Question: 4

To create a choropleth map, your data source should include the following types of information?

- A. Quantitative or qualitative values
- B. Location names or custom polygons
- C. Background image
- D. Custom Territories

Answer: A, B

Explanation:

Refer: https://help.tableau.com/current/pro/desktop/en-us/maps_howto_choropleth.htm

Question: 5

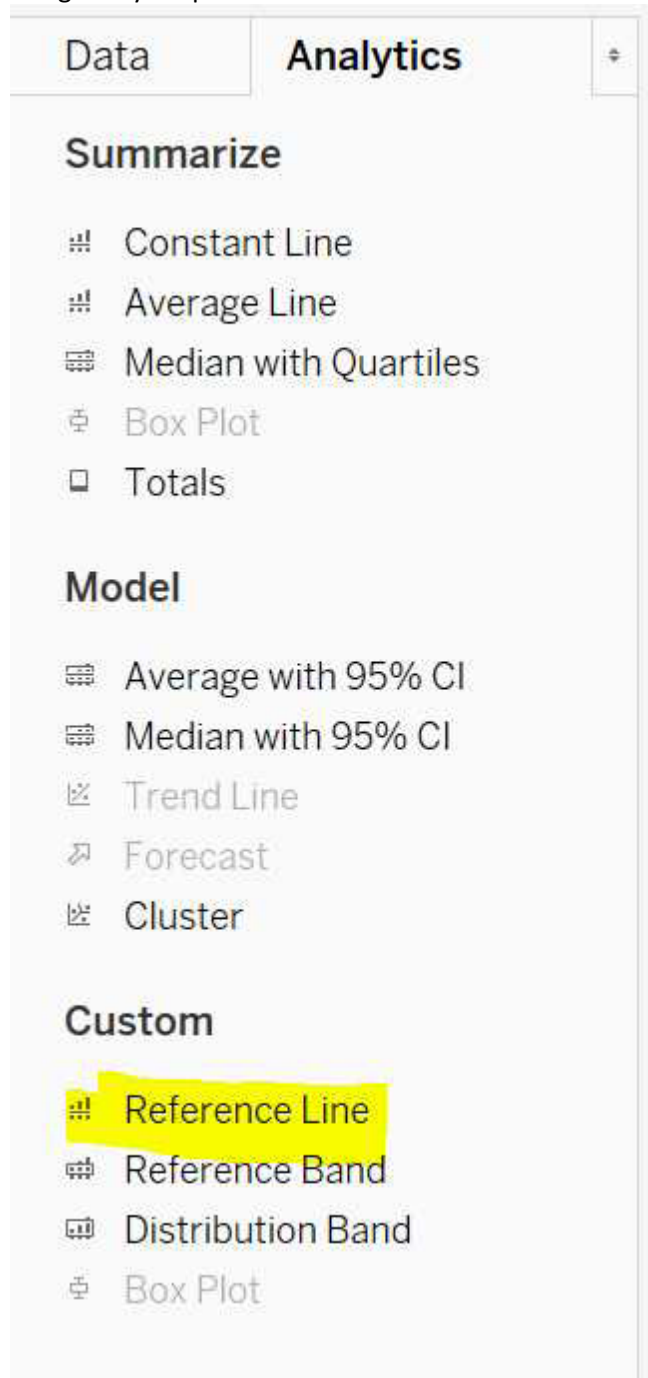
How to add reference lines in a view? (Select correct two answers)

- A. Using Analytics pane
- B. Using Data Pane
- C. Using Analysis Menu
- D. Right Click on Axis and Add Reference Line

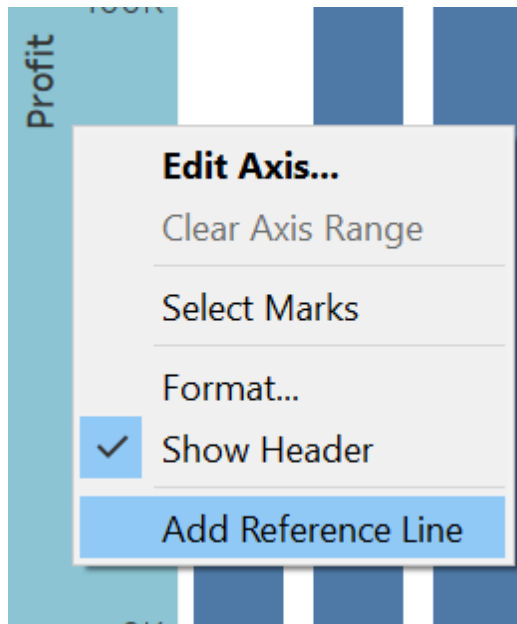
Answer: A, D

Explanation:

Using Analytics pane:



Right Click on Axis and Add Reference Line:



Thank You for Trying Our Product

Special 16 USD Discount Coupon: NSZUBG3X

Email: support@examsempire.com

**Check our Customer Testimonials and ratings
available on every product page.**

Visit our website.

<https://examsempire.com/>