

SAP C_THR89_2505

SAP Certified Associate - SAP SuccessFactors Workforce Analytics - Functional

For More Information – Visit link below:

<https://www.examsempire.com/>

Product Version

- 1. Up to Date products, reliable and verified.**
- 2. Questions and Answers in PDF Format.**



<https://examsempire.com/>

Visit us at: <https://www.examsempire.com/c-thr89-2505>

Latest Version: 7.0

Subjects

1. Workforce Analytics Reporting
2. Workforce Analytics Fundamentals and Navigation
3. Core Workforce and Mobility Specification Document
4. Data Questionnaire and Data Standards
5. Administering Workforce Analytics
6. Workforce Analytics Implementation Methodology
7. Managing Clean Core
8. Managing Clean Core

Topic: 1

Workforce Analytics Reporting

Question: 1

You want to identify all the Canvas reports containing Workforce Analytics data. You create a public label as WFA, then assign that label to all the appropriate Canvas reports.

What is the result of the configuration for users accessing Report Center?

Note: There are 2 correct answers to this question.

- A. Users will see reports labeled WFA that are shared with them.
- B. Reports will be grouped under a WFA label when in Reports view.
- C. Reports will be grouped under a WFA label when in Labels view.
- D. Users will see all reports with the label WF

Answer: A, C

Workforce Analytics Reporting

Question: 2

You build a new query in Query Workspace by applying the following:

- Terminations measure to Columns
- Separation Reason dimension to Rows
- Location dimension to Columns
- Age (20-29) dimension node to Filters

Which items will NOT appear as row or column headings?

Note: There are 3 correct answers to this question.

- A. Separation Reason dimension on Rows
- B. Location dimension on Columns
- C. Terminations measure on Columns
- D. Last Year on Time Context

E. Age dimension on Filters

Answer: C, D, E

Workforce Analytics Reporting

Question: 3

You need to distribute a custom canvas report to managers with the following requirements:

- Automatically runs on the 15th of every month.
- Emails the result of the report to the managers as an attachment.

How do you accomplish this?

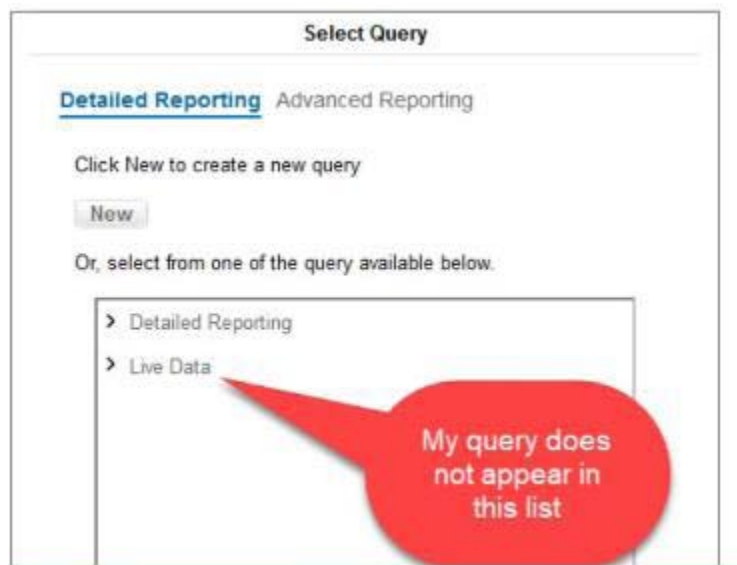
- A. Schedule the report with Report Distributor.
- B. Schedule the report with Detailed Reporting.
- C. Schedule the report with Report Center.
- D. Schedule the report with Scheduled Job Manager.

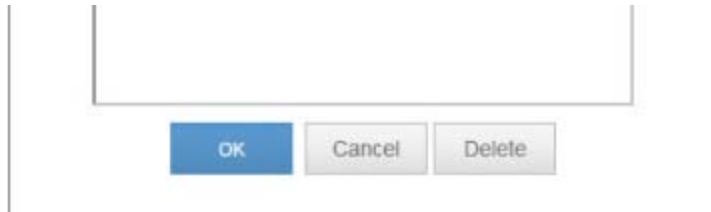
Answer: A

Workforce Analytics Reporting

Question: 4

A customer creates and saves a query in Query Workspace. They now want to add it to a canvas report, but CANNOT find it as indicated in the screen shot.





What did the customer do wrong?

- A. The customer used the wrong component - Query Workspace queries are in Table View Components.
- B. The customer used the wrong tool - Query Workspace queries CANNOT be used in Page Designer.
- C. The customer used the wrong tab of the component - Query Workspace queries are in the Advanced Reporting tab.
- D. The customer expanded the wrong folder - Query Workspace queries are in the Detailed Reporting folder.

Answer: C

Workforce Analytics Reporting

Question: 5

Which features of Investigate are NOT available in Query Workspace?

Note: There are 2 correct answers to this question.

- A. Use search for a dimension.
- B. View the query as a chart.
- C. Select recommended metrics.
- D. Create a custom measure.

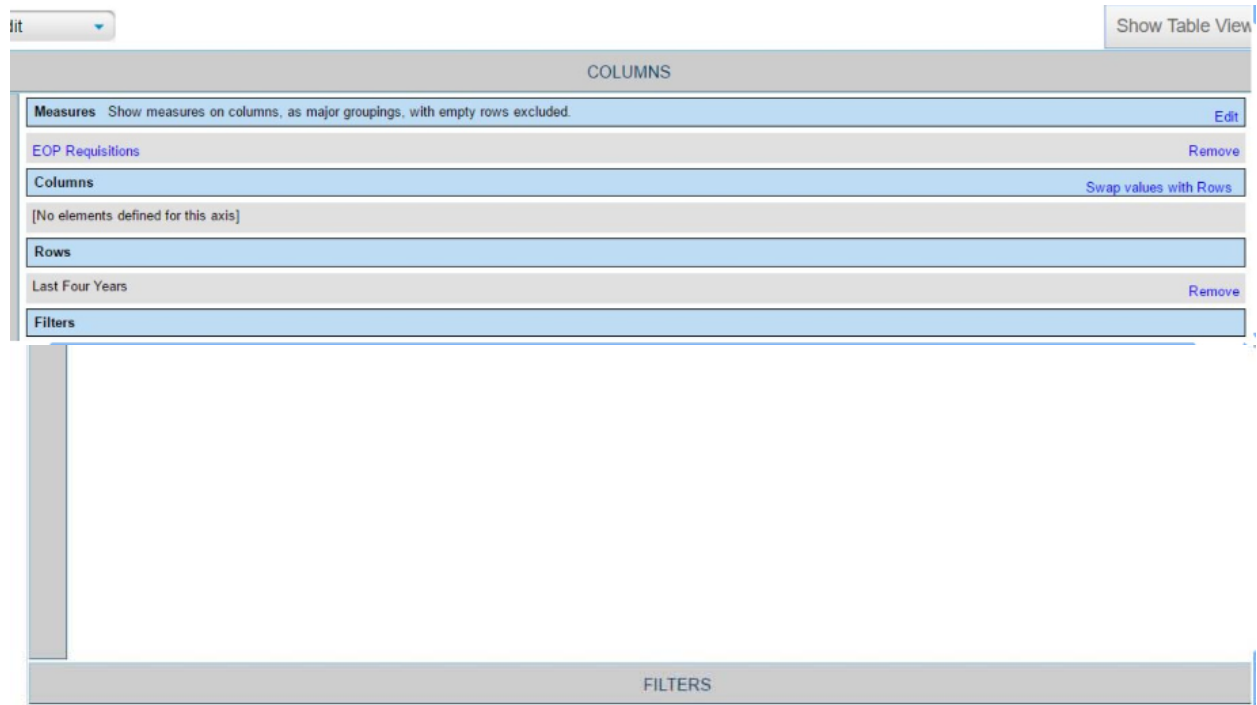
Answer: B, C

Workforce Analytics Reporting

Question: 6

You select a chart component in Page Designer and use the following query as a data source. The chart does NOT render correctly.

How do you modify the query to render results within the chart as shown in the screenshot?



- A. Add an analysis dimension to the row.
- B. Add an analysis dimension to the column.
- C. Apply a filter to the query.
- D. Add a hierarchy dimension to the row.

Answer: B

Workforce Analytics Reporting

Question: 7

A report administrator creates a new label in Report Center.
Why might a report consumer NOT see the label in Report Center when viewing in Labels view? Note:
There are 2 correct answers to this question.

- A. The report consumer has a private label with the same label name.
- B. The label is NOT nested in another label.
- C. The report consumer does NOT have access to a report assigned that label.
- D. The label was created as private.

Answer: C, D

Workforce Analytics Reporting

Question: 8

You want to build a custom grouping for a dimension that creates a single total from selected nodes. What option within Query Workspace allows you to do this?

- A. Custom Calculations
- B. New Query
- C. Custom Members
- D. Custom Sets

Answer: D

Workforce Analytics Reporting

Question: 9

You are creating an investigation. The customer requirements are as follows:

- Create a query analyzing the voluntary termination rate
- Analyze the data for employees with <1 year and 1-2 years of organizational tenure
- The output must display only the <1 year and 1-2 years nodes as labels

How do you set up the investigation to only display those two nodes? Note: There are 2 correct answers to this question.

- A. Set the filter on the Organizational Tenure dimension to <1 Year and 1-2 Years.
- B. Add the <1 year and 1-2 year nodes.
- C. Set the Organizational Tenure dimension node(s) to only display the parent (<).
- D. Add the Organization Tenure root node.

Answer: A, B

Workforce Analytics Reporting

Question: 10

Which comparison options can be turned on for a line chart in Investigate? Note: There are 2 correct answers to this question.

- A. Forecast Line
- B. Trend Line
- C. Target Line
- D. Benchmark Line

Answer: C, D

Thank You for Trying Our Product

Special 16 USD Discount Coupon: NSZUBG3X

Email: support@examsempire.com

**Check our Customer Testimonials and ratings
available on every product page.**

Visit our website.

<https://examsempire.com/>